



Air - Emissions

Overview


This report is designed to show you emissions statistics for air shipments. Please refer to the 'Definition' page for a breakdown of the calculations, rules and data sources used in this report.

Filters applied to this report

Departure Country: All Countries
Destination Country: All Countries
Estimated Time of Departure (ETD) – Vessel/Flight From: 1.1.2024
Estimated Time of Departure (ETD) – Vessel/Flight To: 16.4.2024
User: userGROUPID

IN THIS REPORT

Total shipments:



Total CO2e (tons):



Busiest lane:



(By Shipment Count)

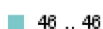
Geographic Cover

All countries featuring in this report are highlighted on the map below.

Export Countries



Shipment Count



Import Countries



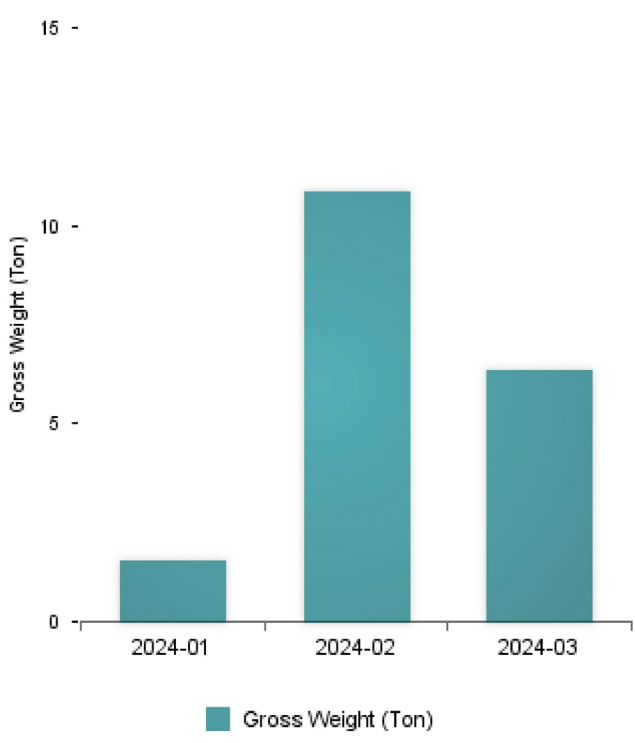
Shipment Count





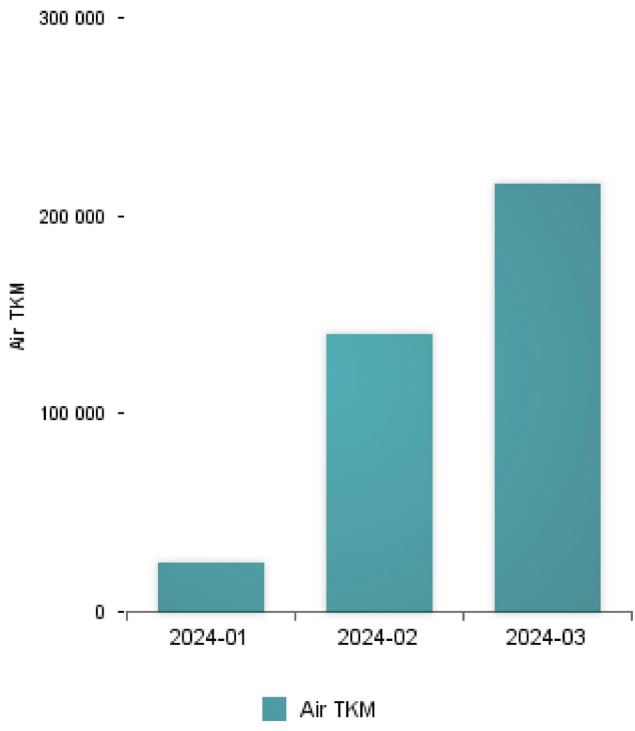
Air - Emissions

Tons of Freight (tons)



	Tons	Shipment Count
2024-01	1,52	12
2024-02	10,86	17
2024-03	6,34	17

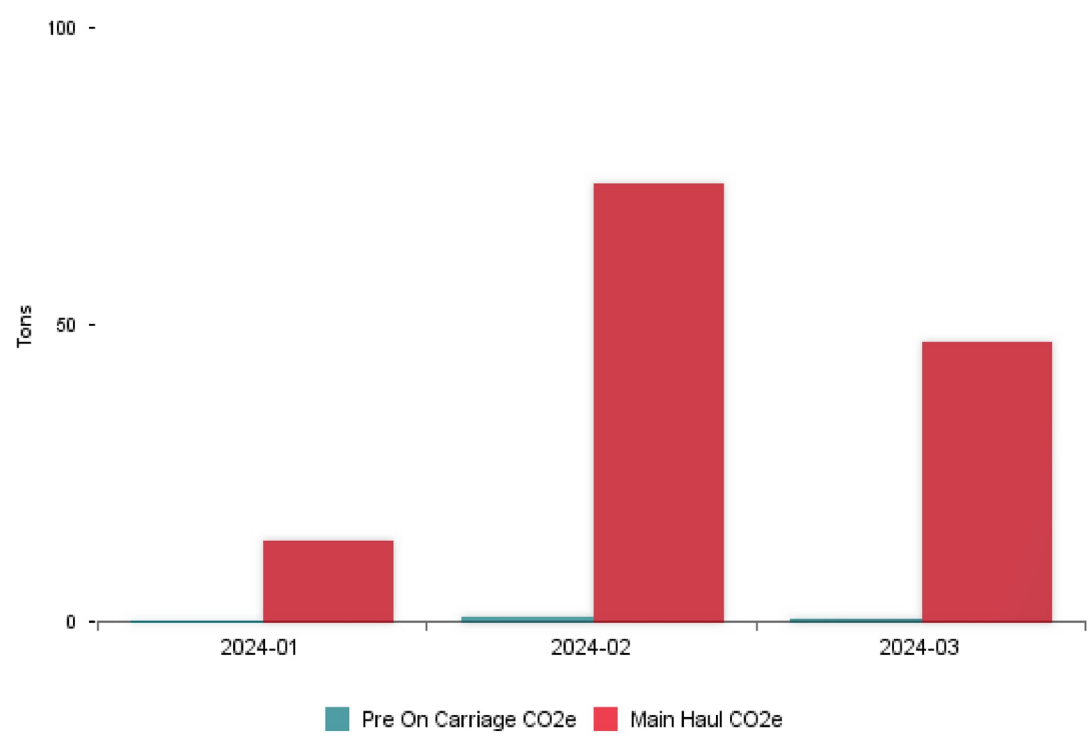
Ton-Kilometre (tkm)



	TKM	Shipment Count
2024-01	24613,05	12
2024-02	139422,50	17
2024-03	215745,71	17

Air - Emissions

Total CO2e WTW (tons)



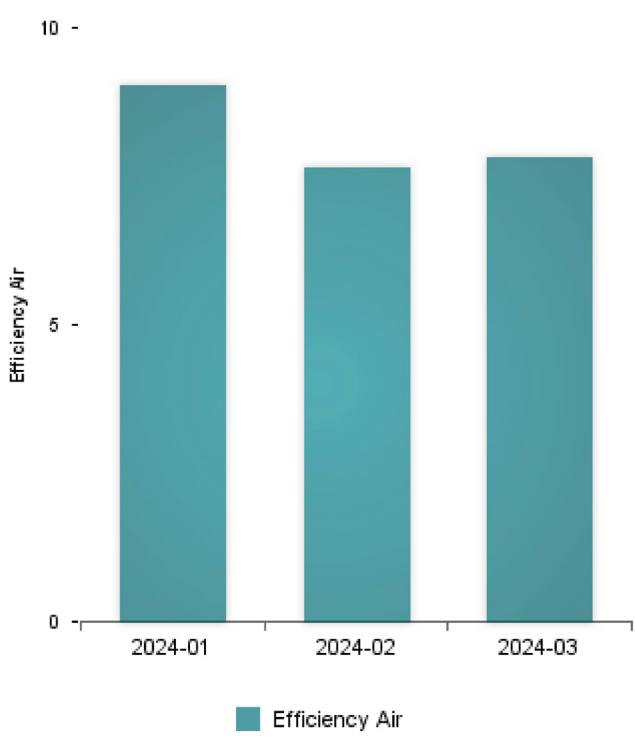
	Shipment Count	Pre On Carriage CO2e	Main Haul CO2e	Total
2024-01	12	0,11	13,64	13,76
2024-02	17	0,73	73,64	74,37
2024-03	17	0,40	47,09	47,49

Air - Emissions



Customer Efficiency (tons per ton of freight)

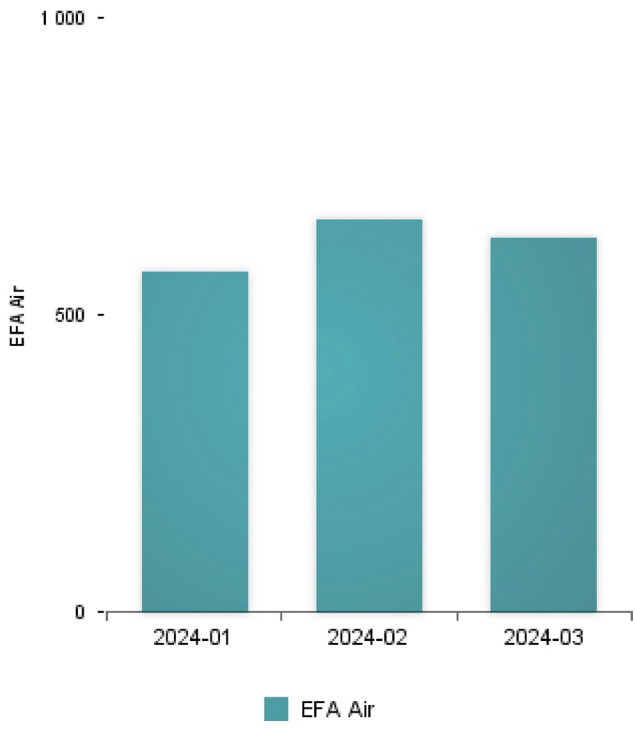
The bars indicate the average tons of carbon emissions per ton of freight transported.



	Efficiency	Shipment Count
2024-01	9,02	12
2024-02	7,63	17
2024-03	7,82	17

Emission factor (g per tkm)

The Emission Factor (g CO₂e/tkm) indicates the carbon intensity per tkm as an indicator of transport energy efficiency.

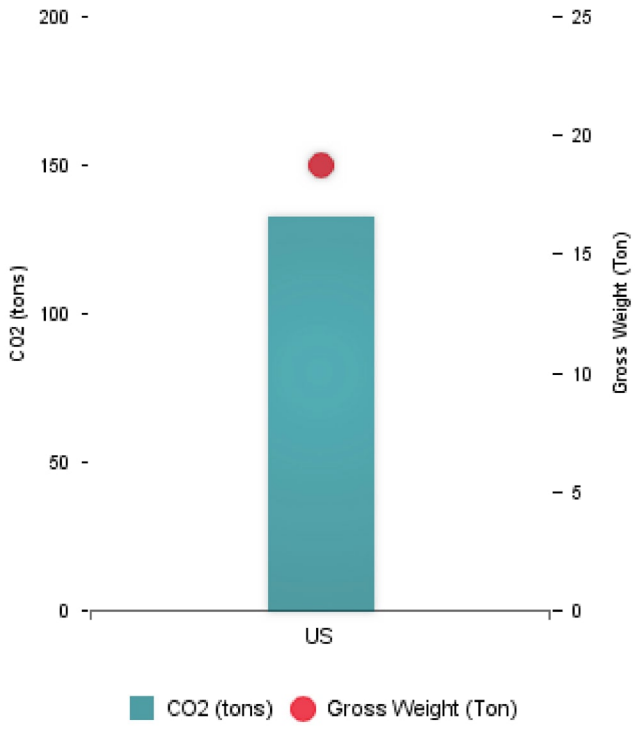


	EFA	Shipment Count
2024-01	569,47	12
2024-02	657,38	17
2024-03	629,97	17

Air - Emissions

Weight & CO2e per Origin Country

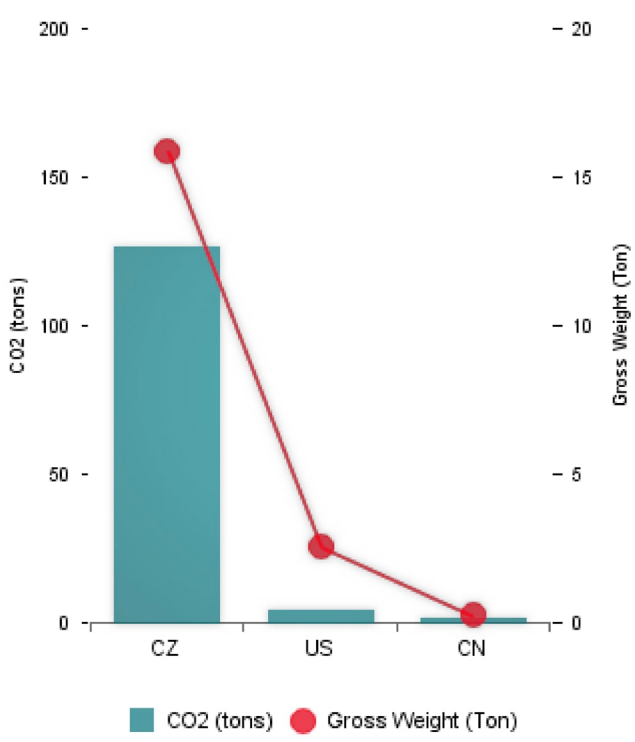
Showing top 12 busiest countries



	CO2e (tons)	Gross Weight (Ton)
US	135,62	18,72

Weight & CO2e per Destination Country

Showing top 12 busiest countries



	CO2e (tons)	Gross Weight (Ton)
CN	1,22	0,25
CZ	129,87	15,88
US	4,53	2,59

Air - Emissions



Basic calculation rules and data sources

Air freight: EN 16258, aircraft and routing (OAG) based energy analysis, data source: EU Small Emitters Tool; see more details in the EcoTransIT Methodology Report at: <http://www.ecotransit.org/basis.en.html>

Ocean freight: EN 16258, CCWG Methodology: 25 tradelane-specific, SCAC code based emission factors (annually updated), EcoTransIT Methodology for all non-CCWG shipments; pre- and on-carriage based on country-specific assumed road: rail shares

Road freight: EN 16258, routing according to Schenker Scheduler, country specific CoDi and linehaul fleet and filling rate (annually updated), database HBEFA 3.2

Rail freight: European average emission factor according to EcoTransIT World

limitations:

- * Air freight data are solely based on database default data as long as there are no consistently calculated carrier data available
- * Road freight: There is no difference in the calculation between FTL and LTL transports. In case of significant deviations from the Schenker cargo mix/filling rate, an adjustment can be made.
- * All data are shipment based (STT number), irrespective of Incoterms and paying party.

For more details please contact: Key Account Manager

Abbreviations & links

CCWG	Clean Cargo Working Group, see: http://greenfreightandlogistics.org/programs/clean-cargo-working-group/
CODi	Collection and distribution transports
EcoTransIT World	Transport emission calculator, co-developed by DB Schenker Logistics, publicly available at: www.ecotransit.org
EFA	Emission Factor = per ton and per km carbon emission
EN16258	European Standard for Carbon Emission Calculation, see: http://www.en-standard.eu/csn-en-16258-methodology-for-calculation-and-declaration-of-energy-consumption-and-ghg-emissions-of-transport-services-freight-and-passengers/
FTL	Full truck load
HBEFA	Handbook for Emission Factors in Heavy Duty Transports (Trucks)
LTL	Less than (full) truck load
OAG	Air transport timetables, see http://www.oagtimetables.com/choose.htm
SCAC Code	Standard Carrier Alpha Code, see: http://www.scacodelist.com/
tkm	Ton-kilometre, normalizer unit for energy consumption in shared transports
TTW	Tank-to-wheel = direct emissions when burning the fuel
WTW	Well-to-wheel = direct + indirect emissions, the latter originating from fuel production and transport

Air - Emissions



All shipments used in the report are shown in the table below. Please click the link in the STT column to track in eSchenker.

Schenker Shipment ID/ STT	ETD Date	Main Project ID	MAWB	HAWB	Lane	Gross Weight (Tons)	Total CO2e WTW (tons)	Total NMHC WTW (kg)	Total NOx WTW (kg)	Total PM WTW (kg)	Total SO2 WTW (kg)	EFA (g CO2e/tkm)
00000000000000	31.1.24	AUVBA1	01618490113		SEA - LAX	0,00	0,00	0,00	0,02	0,00	0,00	361,03
00000000000000	31.1.24	XXSITT		LAX61538720	LAX - LAX		0,00	0,00	0,00	0,00	0,00	
00000000000000	31.1.24	XXSITT		LAX61538721	LAX - LAX		0,00	0,00	0,00	0,00	0,00	
00000000000000	7.1.24	XXSITT	15791290721	MSP83120156	MSP - PRG	0,62	8,91	2,67	46,97	0,77	8,16	261,98
00000000000000	31.1.24	XXSITT		LAX61538916	LAX - LAX		0,00	0,00	0,00	0,00	0,00	
00000000000000	31.1.24	XXSITT		LAX61538917	LAX - LAX		0,00	0,00	0,00	0,00	0,00	
00000000000000	9.1.24	AUQNT1	5YR92225405		LAX - LAX	0,01	0,00	0,00	0,00	0,00	0,00	
00000000000000	16.1.24	XXSITT	02043216876	MSP83120277	MSP - PRG	0,54	2,74	0,46	12,68	0,16	1,13	64,54
00000000000000	3.2.24	XXSITT	17283126492	MSP83120350	MSP - PRG	4,14	26,58	4,79	115,22	1,68	11,84	245,67
00000000000000	14.1.24	XXSITT		LAX61539596	LAX - LAX		0,00	0,00	0,00	0,00	0,00	
00000000000000	18.1.24	XXSITT	DOL01415833		SFO - DFW	0,29	1,88	0,31	7,62	0,10	0,51	16,62
00000000000000	19.1.24	XXSITT	5YR92331234		HNL - LAX	0,04	0,11	0,02	0,48	0,01	0,03	0,99
00000000000000	7.3.24	XXSITT	02390022601	LAX61539990	LAX - SZX	0,25	1,22	0,05	5,58	0,04	0,32	10,31
00000000000000	25.1.24	AUQNT1	5YR92225416		LAX - LAX	0,01	0,11	0,03	0,57	0,01	0,08	0,96
00000000000000	4.2.24	XXSITT	15791290765	MSP83120498	MSP - PRG	0,72	10,25	3,08	54,20	0,88	9,41	65,23
00000000000000	1.2.24	XXSITT	02043225722	DFW52436448	DFW - PRG	0,49	2,43	0,40	11,76	0,12	1,00	14,12
00000000000000	29.2.24	XXSITT		LAX61540581	LAX - LAX		0,00	0,00	0,00	0,00	0,00	
00000000000000	29.2.24	XXSITT		LAX61540585	LAX - LAX		0,00	0,00	0,00	0,00	0,00	
00000000000000	8.2.24	XXSITT	00655624030		JFK - LAX	0,64	2,08	0,46	8,61	0,10	0,56	12,06
00000000000000	29.2.24	XXSITT		LAX61540705	LAX - LAX		0,00	0,00	0,00	0,00	0,00	
00000000000000	29.2.24	XXSITT		LAX61540706	LAX - LAX		0,00	0,00	0,00	0,00	0,00	
00000000000000	11.2.24	XXSITT	17283126632	MSP83120568	MSP - PRG	1,21	7,79	1,40	33,75	0,49	3,47	40,67
00000000000000	11.2.24	XXSITT	17283126632	MSP83120630	MSP - PRG	0,38	2,46	0,44	10,68	0,16	1,10	12,47
00000000000000	15.2.24	XXSITT	15796690996	MSP83120650	MSP - PRG	1,27	18,13	5,44	95,90	1,56	16,66	68,28
00000000000000	20.2.24	XXSITT	17283126584	MSP83120706	MSP - PRG	0,74	4,38	0,96	18,56	0,28	2,11	15,70
00000000000000	17.2.24	XXSITT	00682952435		LAX - LAX		0,00	0,00	0,00	0,00	0,00	
00000000000000	17.2.24	XXSITT	08142157452		LAX - LAX		0,00	0,00	0,00	0,00	0,00	
00000000000000	20.2.24	XXSITT		LAX61541700	LAX - LAX	1,20	0,03	0,00	0,13	0,00	0,00	
00000000000000	23.2.24	USBOE1		LAX61541748	LAX - LAX	0,04	0,22	0,02	1,10	0,01	0,06	0,80
00000000000000	23.2.24	AUQNT1	5YR92225431		HNL - LAX	0,01	0,02	0,00	0,07	0,00	0,00	0,06
00000000000000	4.3.24	XXSITT	60732976145	MSP83120788	MSP - PRG	1,34	5,64	1,00	27,52	0,30	2,48	18,72
00000000000000	31.3.24	XXSITT		LAX61542380	LAX - LAX		0,00	0,00	0,00	0,00	0,00	
00000000000000	31.3.24	XXSITT		LAX61542381	LAX - LAX		0,00	0,00	0,00	0,00	0,00	
00000000000000	31.3.24	XXSITT		LAX61542382	LAX - LAX		0,00	0,00	0,00	0,00	0,00	
00000000000000	6.3.24	XXSITT	17283244641	MSP83120829	MSP - PRG	0,80	5,12	0,92	22,19	0,32	2,28	16,38
00000000000000	31.3.24	XXSITT		LAX61542460	LAX - LAX		0,00	0,00	0,00	0,00	0,00	
00000000000000	31.3.24	XXSITT		LAX61542830	LAX - LAX		0,00	0,00	0,00	0,00	0,00	
00000000000000	14.3.24	XXSITT	01659284912	MSP83120891	MSP - PRG	0,89	12,97	2,78	64,09	0,86	7,80	37,17
00000000000000	15.3.24	VWINT1		LAX61541405	PHX - PHX	0,32	0,00	0,00	0,01	0,00	0,00	
00000000000000	15.3.24	XXSITT	00660870692	MSP83120925	MSP - PRG	0,18	1,00	0,20	4,11	0,06	0,47	2,83
00000000000000	14.3.24	XXSITT	05772236640		LAX - LAX	0,02	0,06	0,01	0,34	0,00	0,02	0,16
00000000000000	20.3.24	XXSITT	36989445926	MSP83120947	MSP - PRG	1,38	4,82	1,52	21,68	0,32	2,84	12,69
00000000000000	25.3.24	XXSITT	01657916272	MSP83121021	MSP - PRG	1,13	16,43	3,52	81,15	1,09	9,87	38,86
00000000000000	26.3.24	AUQNT1	5YR92225501		HNL - LAX	0,01	0,01	0,00	0,06	0,00	0,00	0,03
00000000000000	28.3.24	XXSITT	01690221810	MSP83121047	MSP - PRG	0,04	0,22	0,04	1,18	0,01	0,09	0,51
00000000000000	31.3.24	XXSITT		LAX61544287	LAX - LAX		0,00	0,00	0,00	0,00	0,00	